

USN

--	--	--	--	--	--	--	--	--	--

## Seventh Semester B.E. Degree Examination, July/August 2022 Control Engineering

Time: 3 hrs.

Max. Marks: 80

*Note: Answer any FIVE full questions, choosing ONE full question from each module.*

### Module-1

- 1 a. Explain open loop and closed loop control systems, with block diagram. What are the advantages and disadvantages of a closed loop system over an open loop system. **(10 Marks)**
- b. What are the requirements of a Ideal Control system? Briefly explain. **(06 Marks)**

**OR**

- 2 a. Explain Feed forward and Feed backward control system with block diagram. **(06 Marks)**
- b. What are control actions? Briefly explain proportional, proportional plus derivative and proportional plus derivative plus integral controllers, with block diagram. **(10 Marks)**

### Module-2

- 3 a. Write the equilibrium equations for the mechanical system shown in Fig. Q3 (a), hence obtain transfer function  $\frac{x_2(S)}{F(S)}$ . **(08 Marks)**

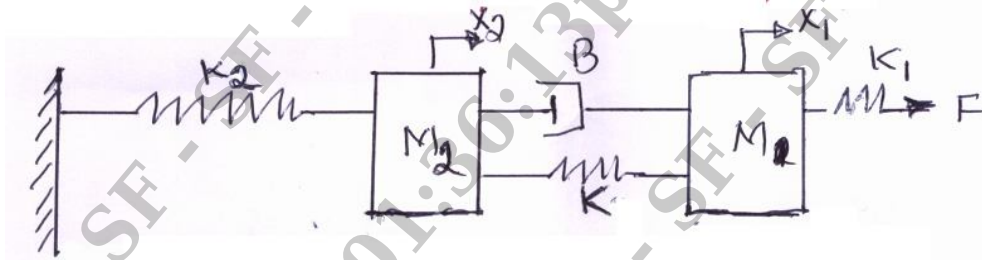


Fig. Q3 (a)

- b. A thermometer is dipped in a vessel containing liquid at a constant temperature of  $\theta_1(t)$ . The Thermometer has a thermal capacitance for storing heat as C and the thermal resistance to limit heat flow as R. If the temperature indicated by the thermometer is  $\theta_0(t)$ , obtain the transfer function of the system. **(08 Marks)**

**OR**

- 4 a. Reduce the block diagram shown in Fig. Q4 (a) to its simplest possible form and find its closed loop transfer function. **(08 Marks)**

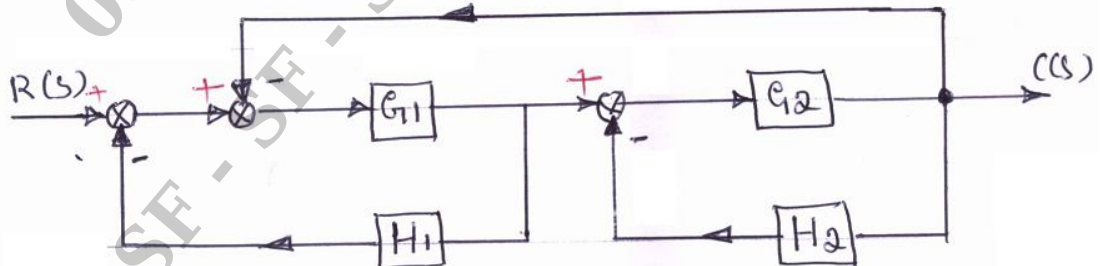


Fig. Q4 (a)

Important Note : 1. On completing your answers, compulsorily draw diagonal cross lines on the remaining blank pages.  
2. Any revealing of identification, appeal to evaluator and /or equations written eg. 42+8 = 50, will be treated as malpractice.

- b. Use MANSON'S gain formula to obtain transfer function of the system shown in Fig.Q4 (b). (08 Marks)

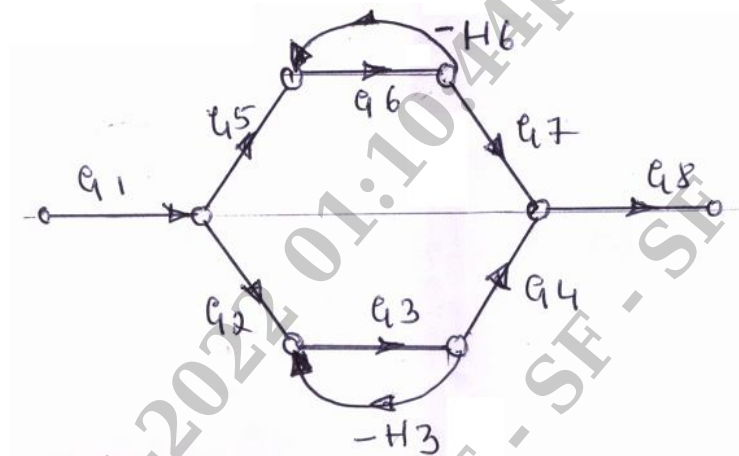


Fig. Q4 (b)

**Module-3**

- 5 a. Derive an expression for the unit step response of first order system. (08 Marks)  
 b. Ascertain the stability of the system given by the characteristic equation,  $s^5 + 2s^4 + 3s^3 + 6s^2 + 2s + 1 = 0$  using R-H criteria. (08 Marks)

OR

- 6 Sketch the root locus plot for,  $G(s)H(s) = \frac{K}{s(s+1)(s+2)(s+3)}$ . For what values of K the system becomes unstable. (16 Marks)

**Module-4**

- 7 a. Explain Gain cross over frequency, phase cross over frequency and Nyquist stability criterion. (04 Marks)  
 b. Apply Nyquist stability criterion to the system with transfer function,  $G(s)H(s) = \frac{K}{s(s+2)(s+10)}$  and calculate the range of values of K for stability. (12 Marks)

OR

- 8 The open loop transfer function of a unity feedback system is,  
 $G(s) = \frac{Ke^{-0.1s}}{s(1+0.1s)(1+s)}$   
 Sketch the Bode plot, determine the value of K so that the gain margin of the system is 20 dB. (16 Marks)

**Module-5**

- 9 a. Explain state, state vector, state space. (03 Marks)  
 b. Explain series compensator. (03 Marks)  
 c. Derive the state model for the transfer function given below:  
 $\frac{Y(s)}{u(s)} = \frac{12}{6s^3 + 12s^2 + 3s + 24}$ . (10 Marks)



15ME73

OR

- 10 a. Explain state controllability and observability.  
b. Find the observability of the state model.

(04 Marks)

$$\begin{bmatrix} \dot{x}_1 \\ \dot{x}_2 \\ \dot{x}_3 \end{bmatrix} = \begin{bmatrix} 0 & 1 & 0 \\ 0 & 0 & 1 \\ 0 & -2 & -3 \end{bmatrix} \begin{bmatrix} x_1 \\ x_2 \\ x_3 \end{bmatrix} + \begin{bmatrix} 0 \\ 0 \\ 1 \end{bmatrix} u$$

$$Y = \begin{bmatrix} 3 & 4 & 1 \end{bmatrix} \begin{bmatrix} x_1 \\ x_2 \\ x_3 \end{bmatrix}$$

using Kalman's test.

(12 Marks)

\* \* \* \* \*